

FOSTER CITY, CA 94404 - FOSTER CITY

Report for 8/23/2019

- Current Real Estate Market Conditions for Single-Family Homes
- Trends in Pricing
- Current Levels of Supply and Demand
- Value Metrics

Presented by Dima Khoury
Coldwell Banker Global Luxury
(415) 580-9622
dima@dimakhoury.com



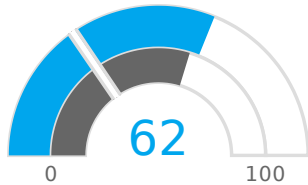
Foster City, CA 94404 - FOSTER CITY

This week the median list price for Foster City, CA 94404 - FOSTER CITY is \$1,800,000 with the market action index hovering around 62. This is an increase over last month's market action index of 59. Inventory has held steady at or around 11.

MARKET ACTION INDEX

The Market Action Index answers the question "How's the Market?" by measuring the current rate of sale versus the amount of the inventory. Index above 30 implies Seller's Market conditions. Below 30, conditions favor the buyer.

- Today
- Last Month



Strong Seller's Market

In the last few weeks the market has achieved a relative stasis point in terms of sales to inventory. However, inventory is sufficiently low to keep us in the Seller's Market zone so watch changes in the MAI. If the market heats up, prices are likely to resume an upward climb.

REAL-TIME MARKET PROFILE

Median List Price		\$1,800,000
Per Square Foot		\$983
Days on Market		15
Price Decreased		18%
Price Increased		0%
Relisted		0%
Inventory		11
Median House Rent		
Most Expensive		\$2,750,000
Least Expensive		\$1,369,000
Market Action Index		62

Strong Seller's Market

MARKET SEGMENTS

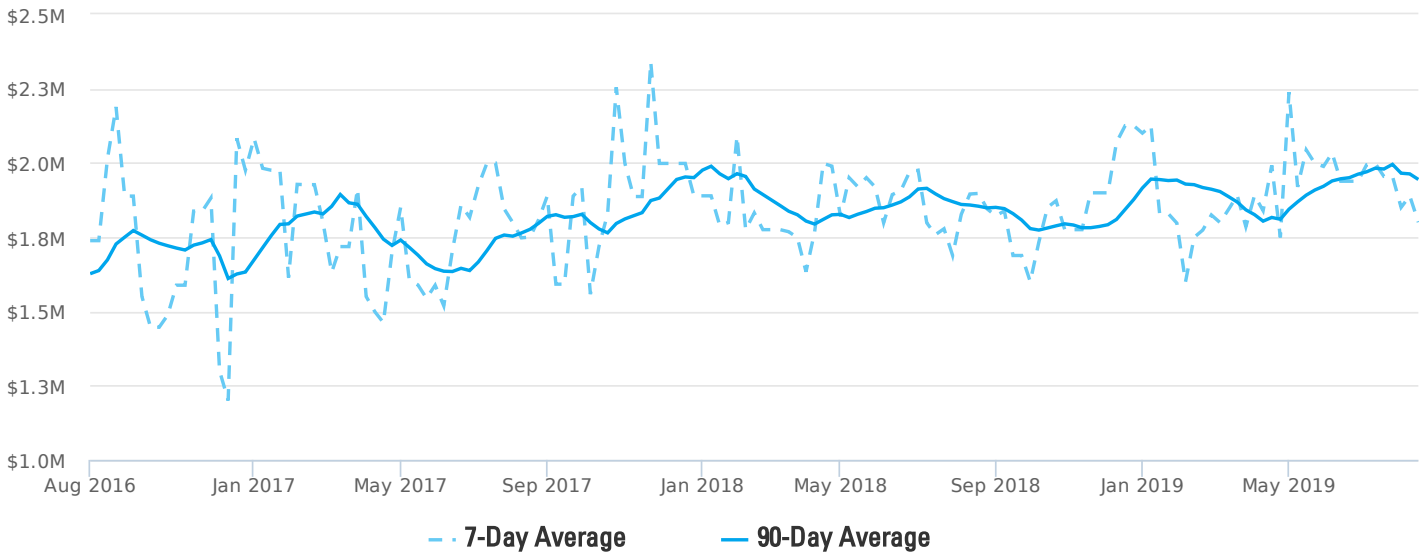
Each segment below represents approximately 25% of the market ordered by price.

Median Price	Sq. Ft.	Lot Size	Beds	Bath	Age	New	Absorbed	DOM
\$2,487,500	2,597	4,500 - 6,500 sqft	4	3	41	0	0	52
\$1,838,888	1,960	4,500 - 6,500 sqft	4	3	52	1	0	18
\$1,795,000	1,530	4,500 - 6,500 sqft	4	2	48	1	1	4
\$1,598,000	1,780	4,500 - 6,500 sqft	4	2	53	3	0	0

Foster City, CA 94404 - FOSTER CITY

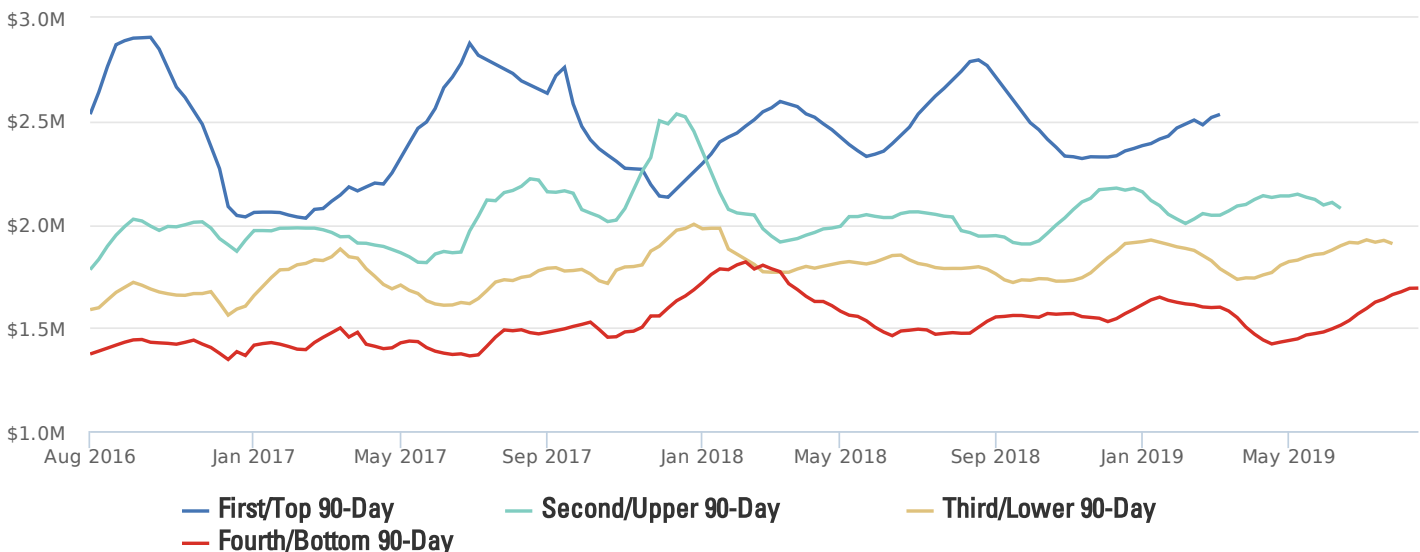
MEDIAN LIST PRICE

Again this week we see prices in this zip code remain roughly at the level they've been for several weeks. Since we're significantly below the top of the market, look for a persistent up-shift in the Market Action Index before we see prices move from these levels.



SEGMENTS

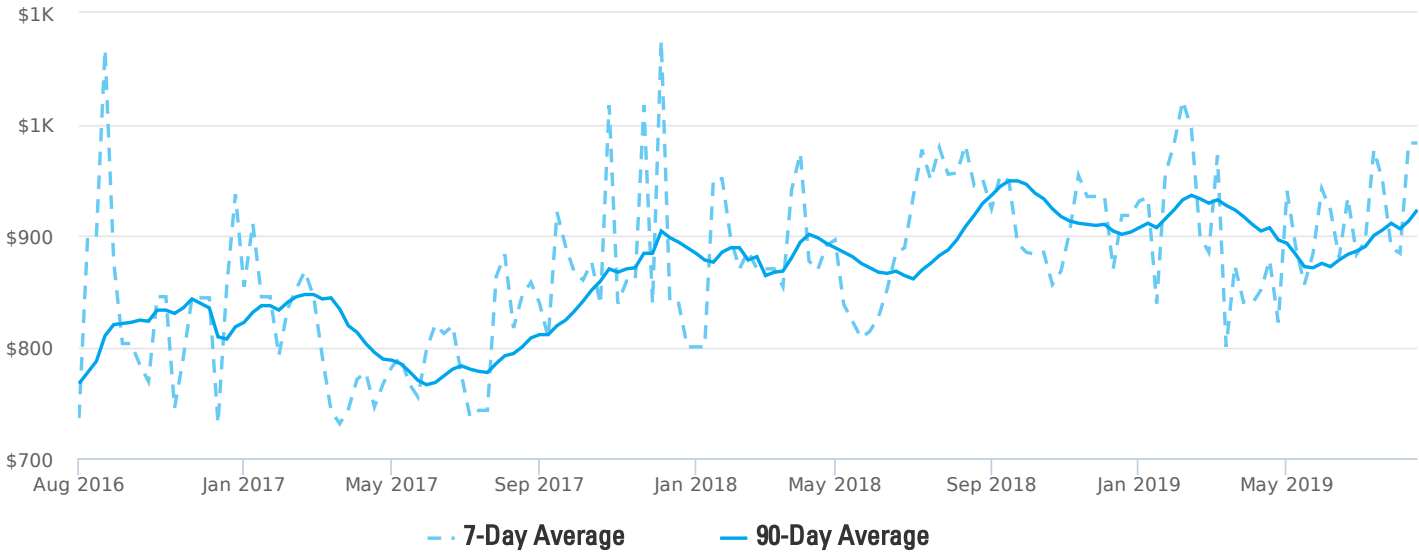
In the quartile market segments, we see prices in this zip code have settled at a price plateau across the board. Prices in all four quartiles are basically mixed. Look for a persistent shift (up or down) in the Market Action Index before prices move from these current levels.



Foster City, CA 94404 - FOSTER CITY

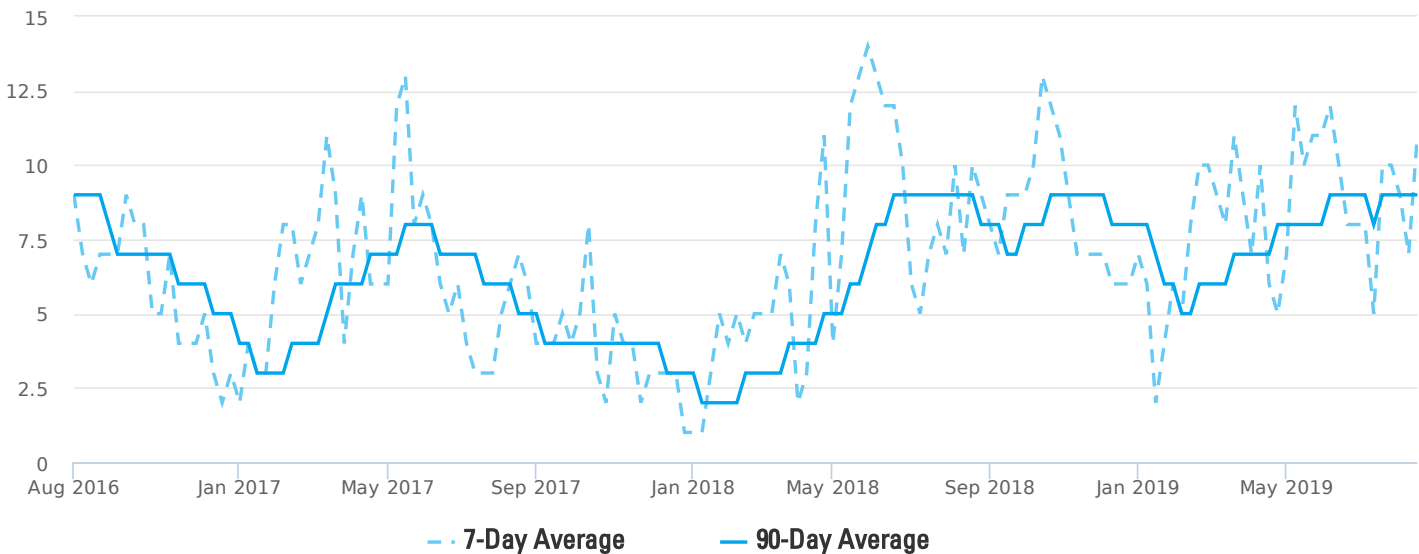
PRICE PER SQUARE FOOT

The market plateau is seen across the price and value. The price per square foot and median list price have both been reasonably stagnant. Watch the Market Action Index for persistent changes as a leading indicator before the market moves from these levels.



INVENTORY

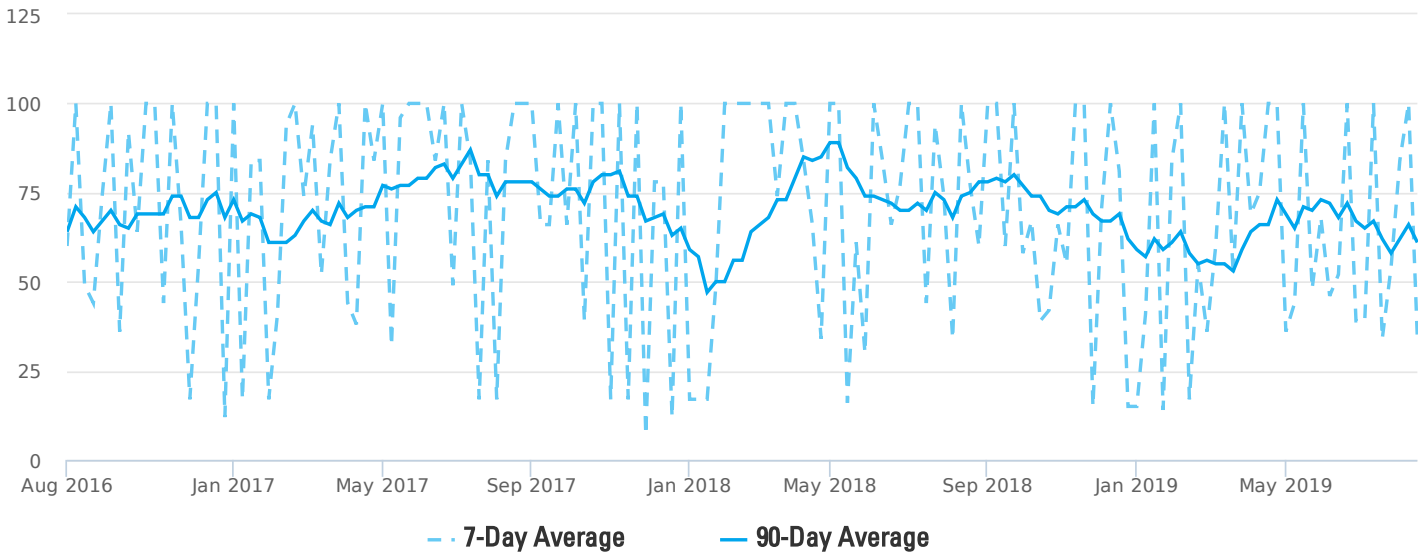
Inventory has been climbing lately. Note that rising inventory alone does not signal a weakening market. Look to the Market Action Index and Days on Market trends to gauge whether buyer interest is keeping up with available supply.



Foster City, CA 94404 - FOSTER CITY

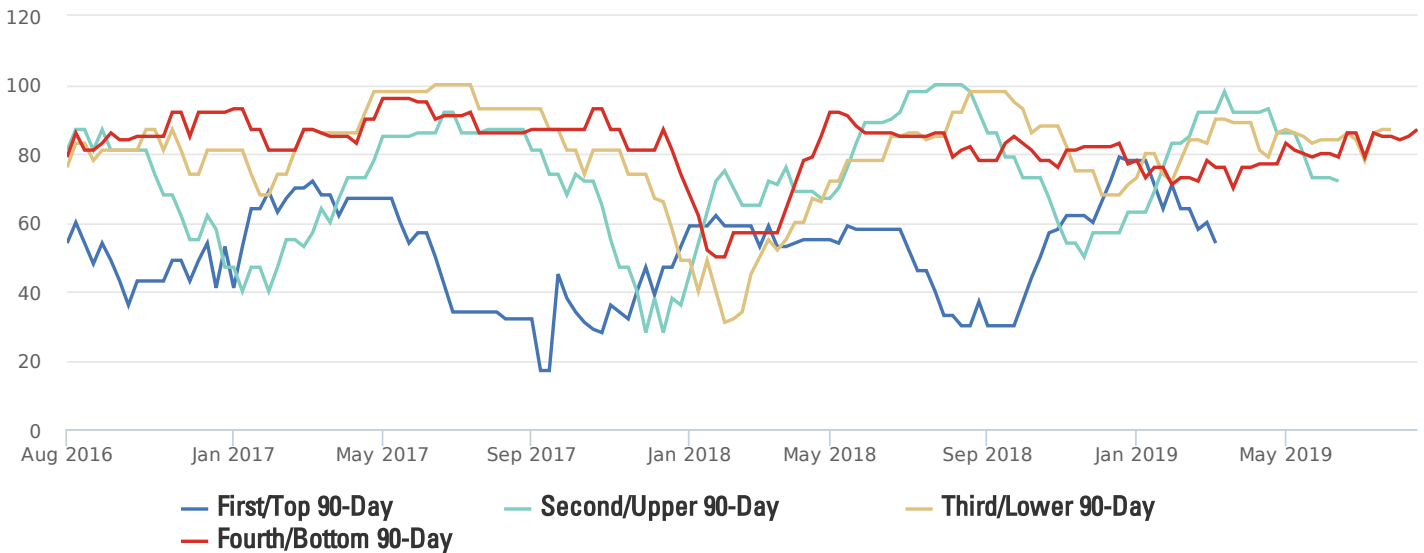
MARKET ACTION INDEX

In the last few weeks the market has achieved a relative stasis point in terms of sales to inventory. However, inventory is sufficiently low to keep us in the Seller's Market zone so watch changes in the MAI. If the market heats up, prices are likely to resume an upward climb.



MARKET ACTION SEGMENTS

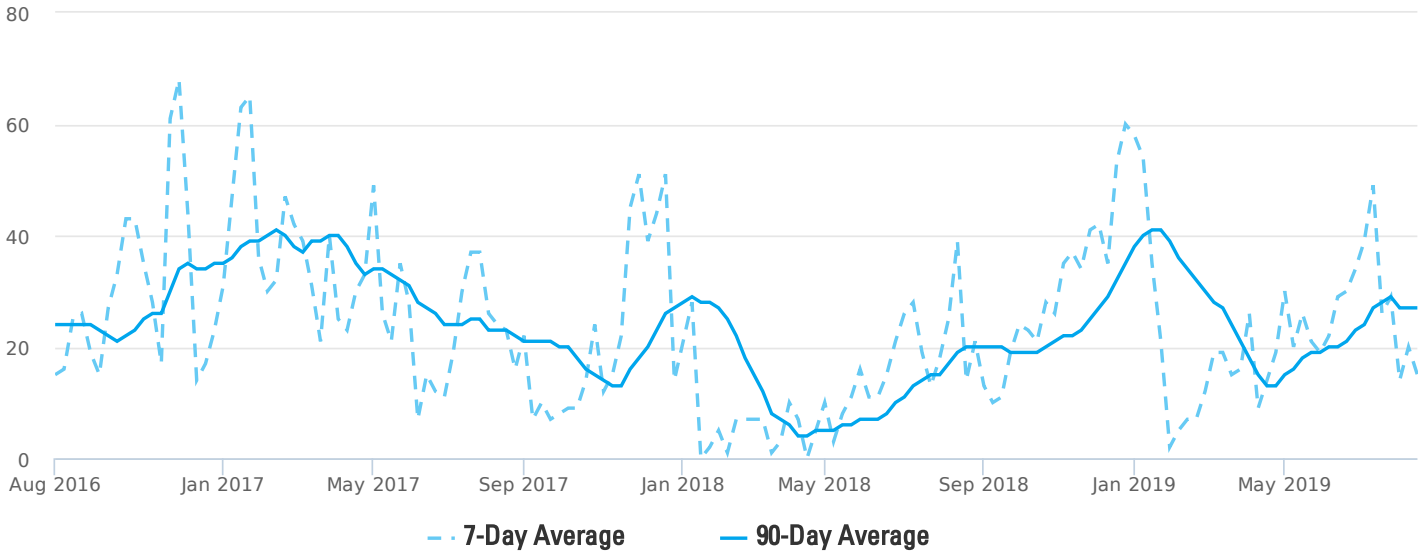
Not surprisingly, all segments in this zip code are showing high levels of demand. Watch the quartiles for changes before the whole market changes. Often one end of the market (e.g. the high-end) will weaken before the rest of the market and signal a slowdown for the whole group.



Foster City, CA 94404 - FOSTER CITY

AVERAGE DAYS ON MARKET (DOM)

The properties have been on the market for an average of 27 days. Half of the listings have come newly on the market in the past 13 or so days. Watch the 90-day DOM trend for signals of a changing market.



SEGMENTS

It is not uncommon for the higher priced homes in an area to take longer to sell than those in the lower quartiles.

